

Duke Energy Center for the Performing Arts

Raleigh's Premier Arts Venue



Set amongst the backdrop of our Capitol, the **Duke Energy Center for the Performing Arts** has stood as a historic and cultural focal point in Downtown Raleigh since 1932. It has played host to Broadway classics, rock legends and major political figures while maintaining an emphasis on education of the arts and artists housed within our own community. With four separate event spaces available, the breadth and depth of events past, present and future has made this **Raleigh's Premier Arts Venue**.

- **Raleigh Memorial Auditorium**
- **Meymandi Concert Hall**
- **A.J. Fletcher Opera Theater**
- **Kennedy Theatre**

Duke Energy Center
for the Performing Arts

Raleigh Memorial Auditorium

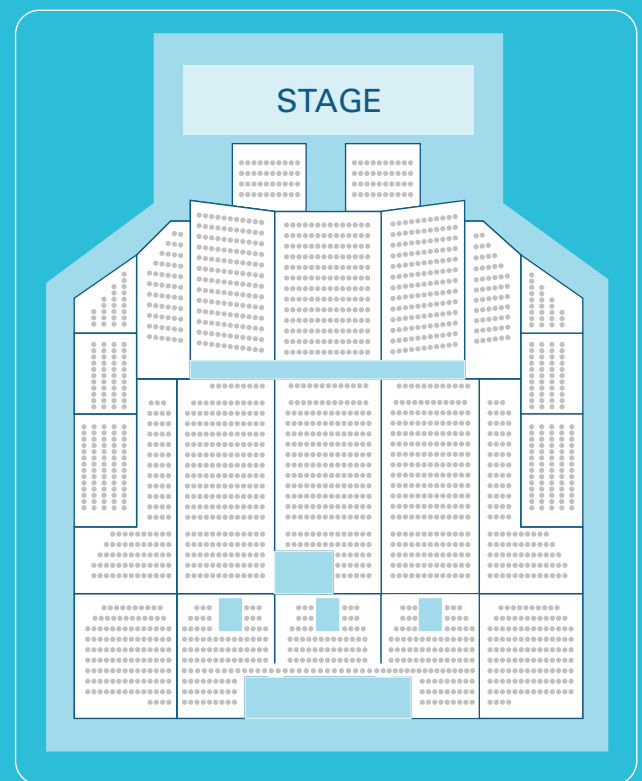
at Duke Energy Center for the Performing Arts



Opened in 1932, **Raleigh Memorial Auditorium** is the crown jewel of North Carolina performing arts. Over the years, this richly historic venue has played host to a dazzling spectrum of artists and performances. Just a sample of the list quickly becomes dizzying: Sinatra, Jerry Seinfeld, Norah Jones, Alice in Chains, Chris Tucker, and Shreya Ghoshal. Broadway blockbusters like *Les Misérables*, *The Phantom of the Opera*, Disney's *The Lion King*, *Jersey Boys*, *Miss Saigon*, and *Rent* have also been staged here.

After some dramatic renovations ranging from 1975-76, 1990, 2001, and most recently 2016, Raleigh Memorial Auditorium now blends state-of-the-art technical amenities with grand theatre traditions. Stepping into the theater – with its dramatic atrium lobby, twin floating staircases, and gorgeous Doric columns -- brings the magic and inspiration of all these artists to life for guests.

Duke Energy Center
for the Performing Arts



SEATING CAPACITY 2,369

LOBBY & RECEPTION SQUARE FOOTAGE
(Lobbies 7,774, Carolina Room 3,200)

Raleigh Memorial Auditorium

at Duke Energy Center for the Performing Arts

TECHNICAL SPECIFICATIONS

Please reference the full venue tech package or reach out to one of our production supervisors for more details.

LOADING DOCKS

- Loading Dock # 1: 8'-0" wide x 10'-0" high (with self-leveling dock plate)
- Loading Dock # 2: 7'-4" wide x 9'-9" high

STAGE DIMENSIONS

- Depth: Plaster Line to US wall: 35'-6"
- Plaster Line to Apron edge: 4'-6"
- Total stage depth: 40'-0"
- Width: Center Line to SL wall: 49'-0"
- Width: Center Line to SR wall: 49'-0"

PROSCENIUM

- Height: 25'-0"
- Width: 58'-10"

ORCHESTRA PIT

- Depth: 12'-0" at center, tapers off to 9'-0" at the off-stage edges
- Width: 58'-10"
- Hydraulic lift that can play at any level

DRESSING ROOMS

- Six small dressing rooms off stage right
- Seven small dressing rooms off stage left
- Two larger dressing rooms on stage left
- Showers and toilets on each side as well as in each of the larger dressing rooms

FLY SYSTEM

- There are 46 line-sets on an average of 9" centers
- Batten length: 67'-0"
- Working load limit: 1800lbs
- Grid height: 61'-0"
- Main Curtain, Main Valence, Boarders, and Legs available

AUDIO SYSTEM


- Wired Clear Comm system available
- Paging and program feeds to all dressing room, control booth and backstage areas available
- JBL center, left, and right cluster PA system available with two rear fill delays
- House sound console is a Midas M32 digital desk with the mix position located at the rear of section H

LIGHTING SYSTEM

- There are many company switch locations all around the stage with variety of ratings
- A variety of conventional lighting equipment is available
- Three Lycian 1295 4k and two Lycian 1275 1.2K follow spots are available
- House lighting console is ETC Ion and is located in the light booth in back of the house

VIDEO SYSTEM

- One AW-UE150 PTZ Camera set up as the main house camera
- Full Cat 6 network throughout the venue
- One Panasonic AW-RP60 Remote Camera Controller that is shared between all theaters
- Hard wired internet available for streaming



Duke Energy Center
for the Performing Arts

A.J. Fletcher Opera Theater

at Duke Energy Center for the Performing Arts

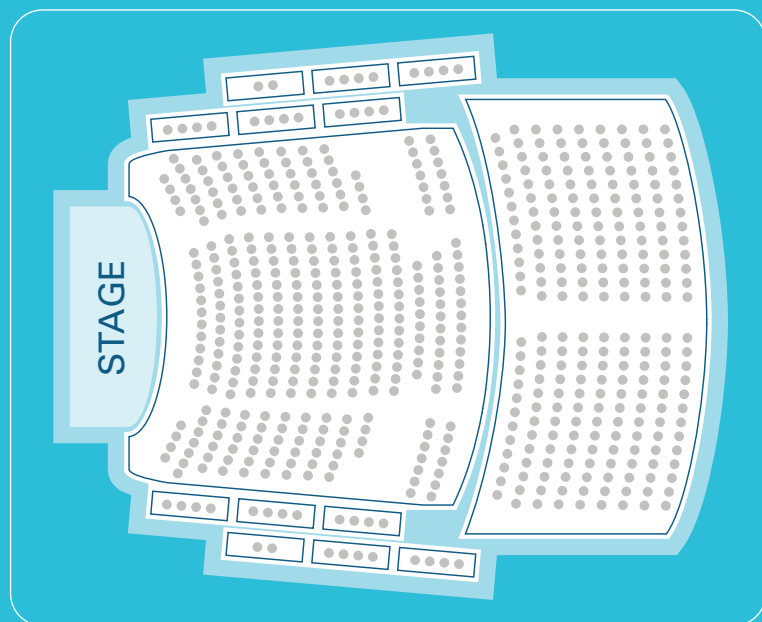


photo credit **Rob Laughter Creative**

This intimate 600-seat theater offers an unique experience perfect for ballet, opera, and concerts with the farthest balcony seat less than 70 feet from the stage.

Located on the east side of the Duke Energy Center for the Performing Arts, this unique venue is home to the Carolina Ballet. A wide variety of other performers have also been hosted here such as; Boney James, Post Modern Jukebox, Richa Sharma, and Todrick Hall.

Duke Energy Center
for the Performing Arts



SEATING CAPACITY 600

LOBBY & RECEPTION SQUARE FOOTAGE
(Lobby 3,204, Pavillion 840, Overtures 840)

A.J. Fletcher Opera Theater

at Duke Energy Center for the Performing Arts

TECHNICAL SPECIFICATIONS

Please reference the full venue tech package or reach out to one of our production supervisors for more details.

LOADING DOCKS

- 10'-0" wide x 10'-0" high, 4'-0" above street level

STAGE DIMENSIONS

- Height: 3'-0" from the auditorium floor
(Two sets of removable steps access the house directly from the apron)
- Depth: Plaster Line to US wall: 38'-6"
- Plaster Line to Apron edge: 1'-6"
- Total stage depth: 40'-0"
- Width: Center Line to SL wall: 32'-0"
- Center Line to SR fly rail: 30'-0"

PROSCENIUM

- Height: 28'-0" (not architectural)
- Width: 44'-6"

ORCHESTRA PIT

- Width: 31'-6"
- Depth: 10'-7" at center of the arc
- Mechanical lift that can play at any level

DRESSING ROOMS

- Two stage level with one private bathroom
- Eight basement level with bathrooms and showers

FLY SYSTEM

- 54 line-sets on an average of 6" centers
- Batten length: 60'-0"
- Working load limit: 2000lbs
- Grid Height: 58'-10"
- Boarders, and Legs available

AUDIO SYSTEM

- Wired Clear Comm system available
- Paging and program feeds to all dressing room, control booth and backstage areas available
- 16 Renkus-Heinz speakers with 4 sub cabinets PA system available with rear fill delays
- House sound console is a Behringer X32 digital desk with the mix position located house left behind Row K

LIGHTING SYSTEM

- There are many company switch locations all around the stage with variety of ratings
- A variety of conventional lighting equipment is available
- Two Lycian 1275 1.2K follow spots are located in the spot booth on the third catwalk
- House lighting console is an ETC Ion and is located in the light booth in the back of the house

VIDEO SYSTEM

- One AW-UE150 PTZ Camera set up as the main house camera
- Full Cat 6 network throughout the venue
- One Panasonic AW-RP60 Remote Camera Controller that is shared between all theaters
- Hard wired internet available for streaming



Duke Energy Center
for the Performing Arts

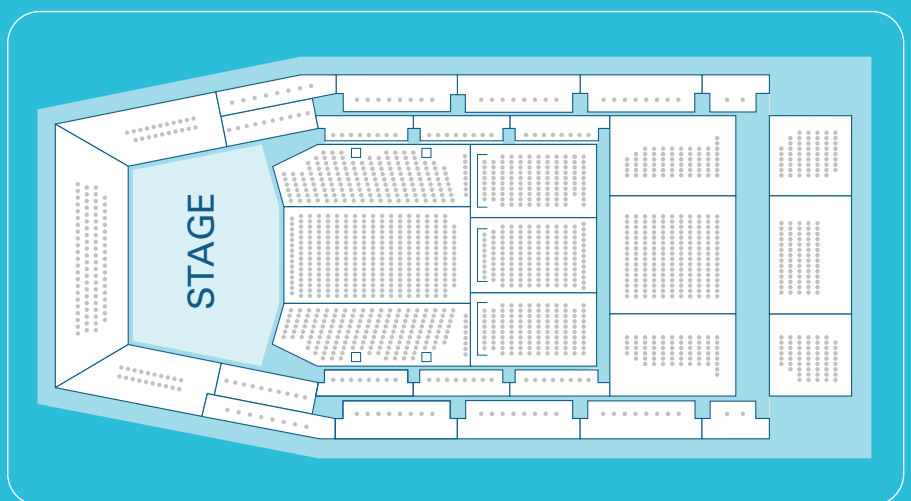
Meymandi Concert Hall

at Duke Energy Center for the Performing Arts



The North Carolina Symphony calls this remarkable 1,750-seat venue home and it's easy to see why. Its 65-ft ceiling, unique shoebox shape, narrow sides, shallow balconies and lack of proscenium all work together to deliver the warmest, clearest and most immersive sound experience possible. Meymandi Concert Hall has hosted national and international artists and performers such as; Dave Chapelle, Backstreet Boys, Merle Haggard, Carlos Mencia, Bryan Adams, and Aziz Ansari.

Duke Energy Center
for the Performing Arts



SEATING CAPACITY 1,750

LOBBY & RECEPTION SQUARE FOOTAGE
(Main Lobby 3,614, Pavillion 840, Martin 840)

Meymandi Concert Hall

at Duke Energy Center for the Performing Arts

TECHNICAL SPECIFICATIONS

Please reference the full venue tech package or reach out to one of our production supervisors for more details.

LOADING DOCKS

- Loading Dock # 1: 10'-0" wide x 10'-0" high (this dock is at 36")
- Loading Dock # 2: 10'-0" wide x 10'-0" high (this dock is at street level)
- Loading Area is approximately 25'-0" x 25'-0"

STAGE DIMENSIONS

- Depth: Plaster Line to US wall: 45'-0"
- Width Down Stage: 64'-0"
- Width Up Stage: 45'-0"

RISERS

- Four rows of hydraulic risers built in the stage
- Piano lift down center with access to the basement measures at 9'-0" x 11'-6"

DRESSING ROOMS (all located downstairs)

- Four smaller dressing rooms
- Two large rooms with bathrooms attached
- One large green room

AUDIO SYSTEM

- Wired Clear Comm system available
- Paging and program feeds to all dressing room, control booth and backstage areas available
- RFC center array supported by RCF house fill and delay speakers
- House sound console is a Midas M32 digital desk with the mix position located at the rear of the orchestra section

LIGHTING SYSTEM

- There are many company switch locations all around the stage with variety of ratings
- A variety of conventional lighting equipment is available
- Two Lycian 1295 4k follow spots are available
- House lighting console is an ETC Element and is located at the rear of the orchestra section


VIDEO SYSTEM

- One AW-HE130 PTZ Camera set up as the main house camera
- Full Cat 6 network throughout the venue
- One Panasonic AW-RP60 Remote Camera Controller that is shared between all theaters
- Hard wired internet available for streaming



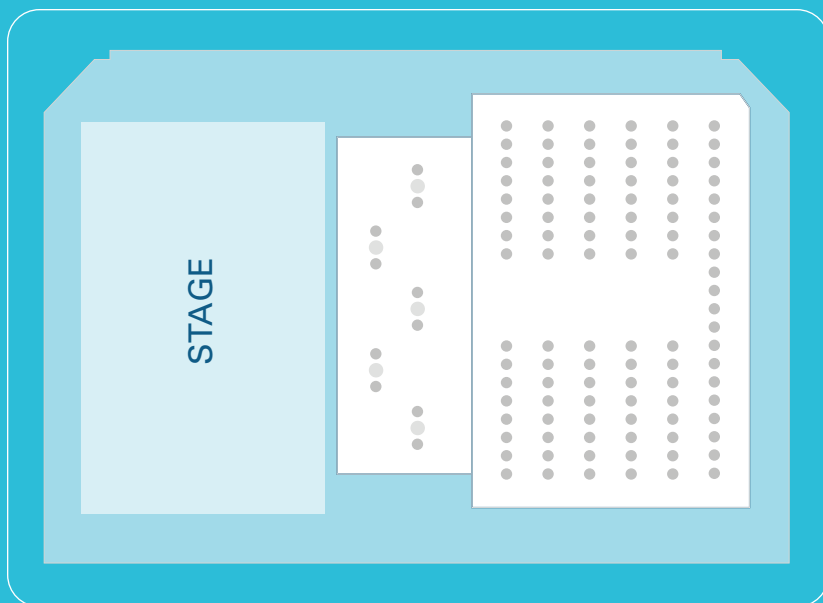
Kennedy Theatre

at Duke Energy Center for the Performing Arts



Our 150-seat, 40 x 60-foot black-box experimental theater fuses intimacy with energy and the deeply personal with the universal theatre experience. The Kennedy Theatre provides performance and rehearsal space for many innovative groups.

Duke Energy Center
for the Performing Arts



SEATING CAPACITY 150

LOBBY & RECEPTION SQUARE FOOTAGE 610

Kennedy Theatre

at Duke Energy Center for the Performing Arts

TECHNICAL SPECIFICATIONS

Please reference the full venue tech package or reach out to one of our production supervisors for more details.

LOADING DOCK

- Loading Dock Door: 7'-0" x 7'-0" double wide door 24" above street level
- Loading bay area: 8'-0" x 14'-0" space leading to the south east corner of the theater

STAGE DIMENSIONS

- Stage floor is 40'-0" x 59'-0" of working space
- Stage floor is tongue and groove maple painted black. Absolutely no screws or lags of any kind may be used
- There is a pipe grid 26'-0" above stage level laid out in a 4'-0" x 4'-0" grid. Pipe is 1.5' schedule 40

DRESSING ROOMS


- There is one large 17'-0" x 31'-0" dressing room at stage level
- There one men's and one women's restroom in the dressing room
- There is a washer and dryer located in the dressing room

AUDIO SYSTEM

- There is no permanent sound system in this space
- There is a program feed that can be sent to the dressing room and lobby from a single microphone hanging over the stage

LIGHTING SYSTEM

- There is a 100A company switch located in the balcony
- There is no set house light plot and all lighting must be setup on a per production basis
- A variety of Colortran ellipsoidal stage lights are available



Capacities

at Duke Energy Center for the Performing Arts

LOBBY EVENT ONLY (Not related to a show in the house) House MUST be Empty						
	Buffet Style Banquet Seating	Plated Banquet Seating	Standing Cocktail Reception	Theater Style Seating	Classroom Style Seating	Vendor/Sponsor Tables
Meymandi Lobby	160	250	350	–	–	12
Meymandi Pavillion	32	40	65	100	45	5
Martin Suite	40	40	65	75	30	5
Art Gallery	72	72	75	–	–	–
Memorial Outer Lobby	80	112	150	–	–	12
Memorial Inner Lobby	80	104	150	–	–	9
Carolina Room	100	120	150	300	125	27
Fletcher Lobby	160	200	400	–	–	20
Fletcher Pavillion	32	40	65	100	45	5
Overtures	40	56	65	75	30	5
Kennedy Lobby	–	–	50	75	30	4
Kennedy Theatre	100	120	150	300	125	27
additional specs	8 Top Rounds	8 Top Rounds	High Top Tables	With podium		6' Tables

RELATED TO A SHOW (Pre/Post Show Event) House MUST be Empty						
	Buffet Style Banquet Seating	Served Banquet Seating	Standing Cocktail Reception	Theater Style Seating	Classroom Style Seating	Vendor/Sponsor Tables
Meymandi Lobby	–	–	300	–	–	9
Meymandi Pavillion	32	40	60	80	45	5
Martin Suite	40	40	50	75	30	5
Art Gallery	–	–	75	–	–	–
Memorial Outer Lobby	–	–	150	–	–	12
Memorial Inner Lobby	–	–	150	–	–	9
Carolina Room	100	120	125	108	84	27
Fletcher Lobby	–	–	350	–	–	17
Fletcher Pavillion	32	40	60	80	45	5
Overtures	32	–	50	60	30	5
Kennedy Lobby	–	–	50	–	–	2
Kennedy Theatre	–	–	150	–	–	–
additional specs	8 Top Rounds	8 Top Rounds	High Top Tables	With podium		6' Table

Catering and Merchandise

at Duke Energy Center for the Performing Arts



Food & Beverage

Centerplate is a leading global event hospitality company and is the exclusive food and beverage partner for the Duke Energy Center for the Performing Arts. Outside food and beverage is prohibited in the facility. Centerplate provides concession services for public performances at no cost. Depending upon volume of the event, minimums may be required. Centerplate also offers full service catering and can ensure a seamless, successful, and enjoyable event.

Merchandise

Centerplate also holds the exclusive retail rights and as such retains 20% of soft merchandise (t-shirts, hats, hoodies, etc) and 10% of hard merchandise (CD's, books, etc). Staffing for merchandise tables can also be provided at the rate of \$15 per hours with a 4-hour minimum.

**Duke Energy Center
for the Performing Arts**

CONTACT INFORMATION:

Kerry Painter
Director/General Manager
kerry.painter@raleighnc.gov
919.996.8503

Michelle Bradley
Assistant General Manager
michelle.bradley@raleighnc.gov
919.996.8709

Byron K Johnson III
Director of Public Safety & Security
byronk.johnson@raleighnc.gov
919.996.8913

Brian Clark
Director of Operations
brian.clark@raleighnc.gov
919.996.8510

Melanie Margarum
Booking Manager
melanie.margarum@raleighnc.gov
919.996.8712

Lucas Johnson
Production Manager
lucas.johnson@raleighnc.gov
919.996.8728

Robert Leavell
Box Office Manager
robert.leavell@raleighnc.gov
919.996.8701

Sarah McAlister
Marketing Manager
sarah.mcalister@raleighnc.gov
919.996.8719


Brittany Washington
Front of House Manager
brittany.washington@raleighnc.gov
919.996.8529


Matthew Hester
Front of House Manager
matthew.hester@raleighnc.gov
919.996.8704

Amanda Colfer
Centerplate Catering Sales Manager
amanda.colfer@centerplate.com
919.996.8678

Duke Energy Center
for the Performing Arts

 2 E South St, Raleigh, NC 27601

 919.996.8700

 www.dukeenergycenterraleigh.com